


## Students who took classes at KPU in Fall 2019 were...



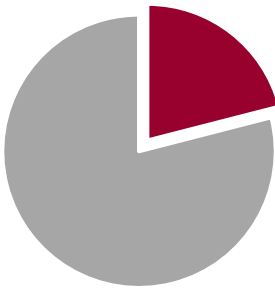
**76%** Domestic



**24%** International



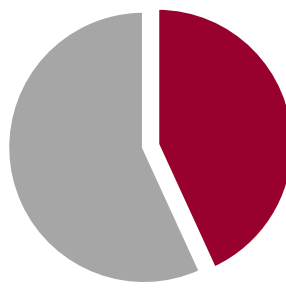
**53%** Female<sup>1</sup>



**21%** New Students

**23%** Domestic are New

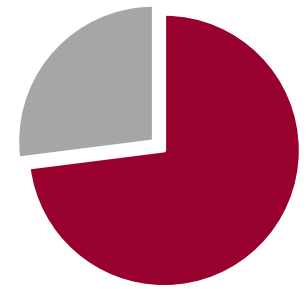
**16%** International are New



**41%** First-Generation<sup>2</sup>

**36%** Domestic are 1<sup>st</sup> Gen

**58%** International are 1<sup>st</sup> Gen



**73%** Full-Time

**68%** Domestic are Full-Time

**91%** International are Full-Time



**One-in-five domestic students have a dependent who they care for and who lives with them. Out of all domestic students...**

**9%** care for children

**12%** care for parents<sup>3</sup>

**One-in-ten international students care for a dependent. Out of all international students: 3% care for children and 6% care for parents**

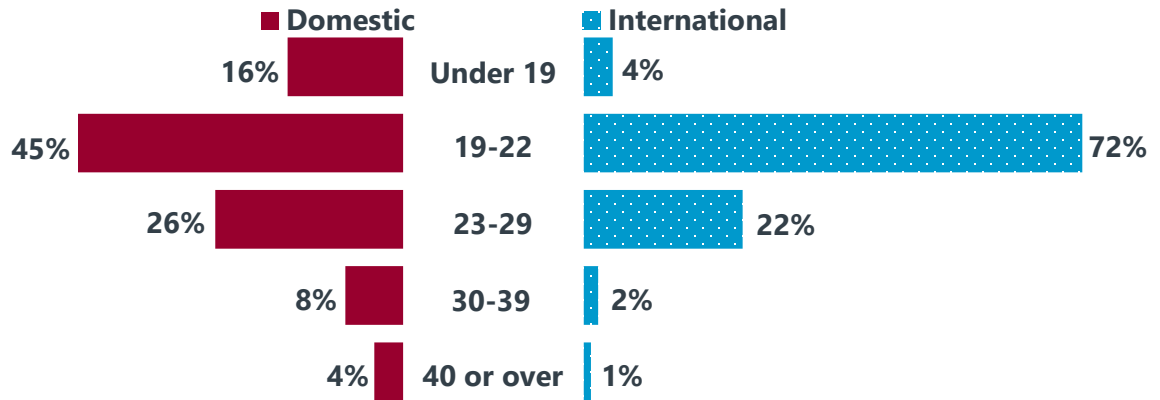
\* All data for Domestic/International Student Status, Gender, New/Continuing, Age, Full-Time/Part-Time, and Faculty are from KPU's administrative system. All other data are from the 2019 Student Satisfaction Survey.

<sup>1</sup> Gender data in KPU's administrative system is limited to 'male' and 'female' categories, with a small number of unclassified students.

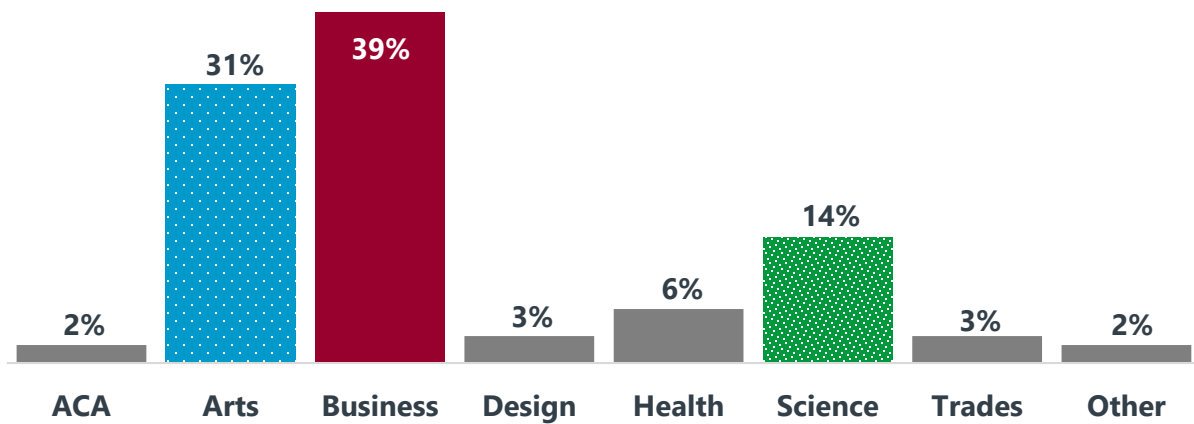
<sup>2</sup> A student is considered to be 'first-generation' if none of their parents/guardians had any post-secondary education.

<sup>3</sup> Students are counted twice if they care for children AND parents. The number of dependents was not specified.

## AGE GROUPS



## DISTRIBUTION OF STUDENTS BY FACULTY



## TOP 3 FACULTIES BY STUDENTS

**DOMESTIC** Arts (36%), Business (31%), Science (13%)

**INTERNATIONAL** Business (63%), Science (18%), Arts (15%)

## EDUCATIONAL GOAL

**77%** of domestic students are seeking a **BACHELOR'S DEGREE**

**52%** of international students are seeking a **DIPLOMA** (45% in 2017)

**83%** of students expect to complete their educational goal at KPU!