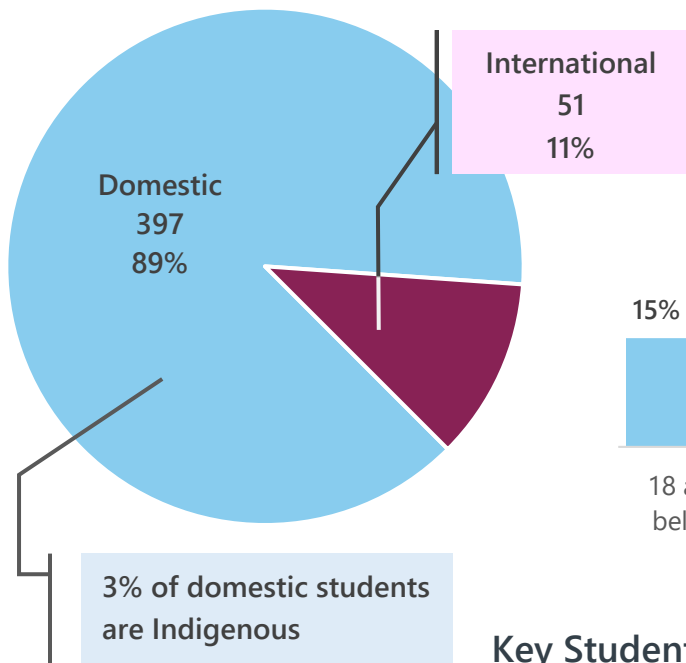


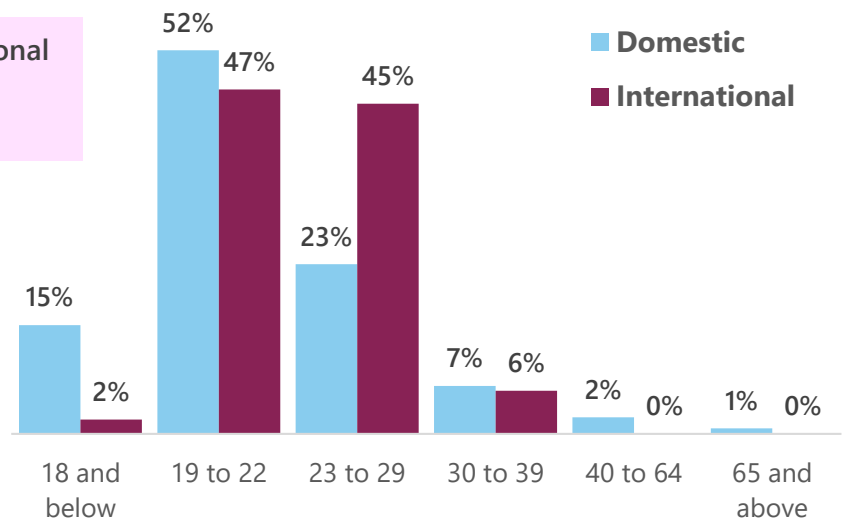
## Students who Studied in the 2019/20 Academic Year

All students enrolled at KPU in the Wilson School of Design


### Headcount




### Age Distribution of Students



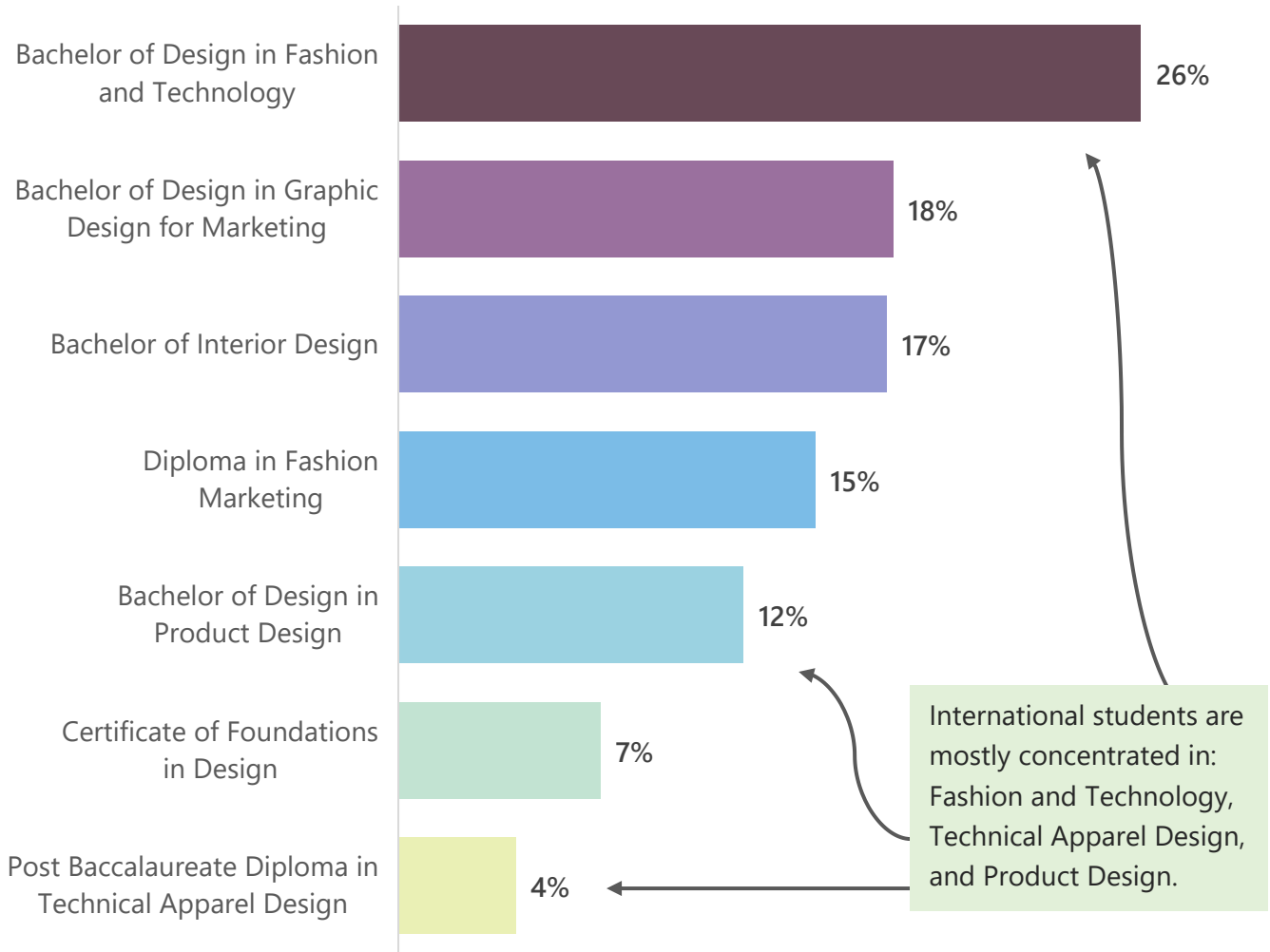
### Key Student Demographics



### Student Enrolment Patterns




## Distribution of Students by Programs



## Student Location in Fall 2020

**7%** of Design students live outside of the Lower Mainland

This includes students who live elsewhere in BC, elsewhere in Canada, or outside of Canada entirely.




# What KPU Design Students Tell Us

From the Fall 2020 Student Satisfaction Survey – Wilson School of Design Results  
Of the 420 Design students registered in Fall 2020, 220 (52%) responded to the survey




## Born in Canada

74% of domestic students



## Multilingual

59% of students are multilingual




## Languages

French: 22%  
Mandarin: 11%  
Cantonese: 11%



## First Generation Student

(Parents did not attend post-secondary education)  
20% of students are first generation



## Plan to Complete a Bachelors

90% of students plan to complete a bachelor's degree



## Religion

Non-religious: 60%  
Christian: 23%  
All other categories: 17% (e.g., Sikh, Hindu, Muslim)

## Disability & Ongoing Medical Conditions

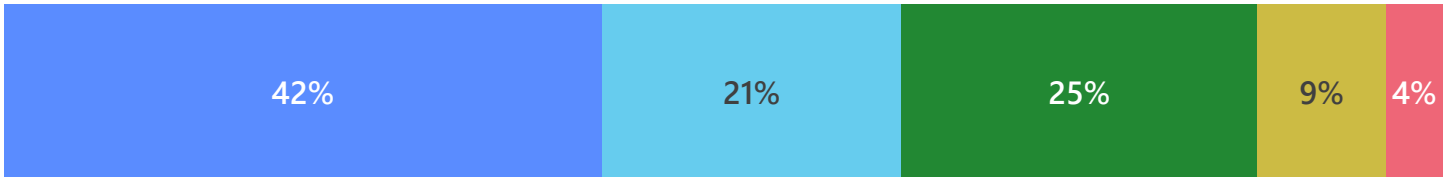


38% of students have a disability or ongoing condition that affects their functioning which they consider a disadvantage in their studies.



Mental health conditions such as depression and anxiety are most common (30%), followed by attention deficit hyperactivity disorder or ADHD (8%) and learning disabilities such as dyslexia (6%).

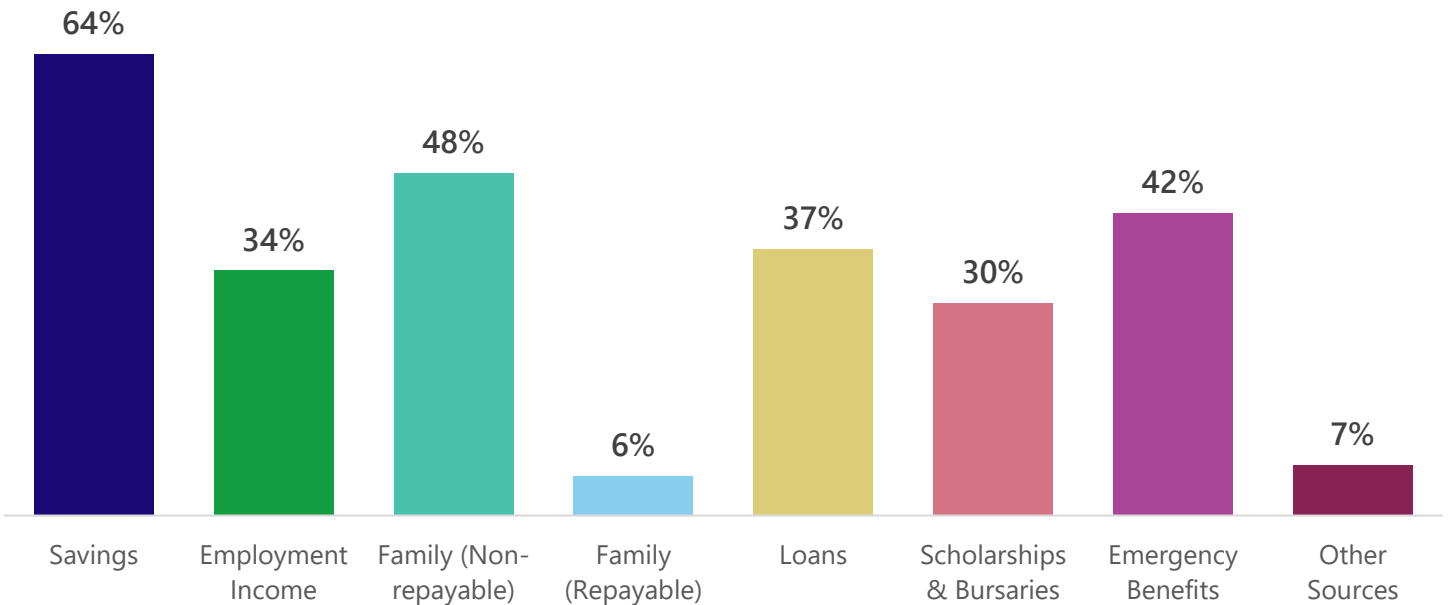
## Weekly Hours Worked in Paid Employment



■ Not working\* ■ Less than 10 hours ■ 10 - 19 hours ■ 20 - 29 hours ■ 30 or more hours

\* The percentage of students not working in 2019 was 26%

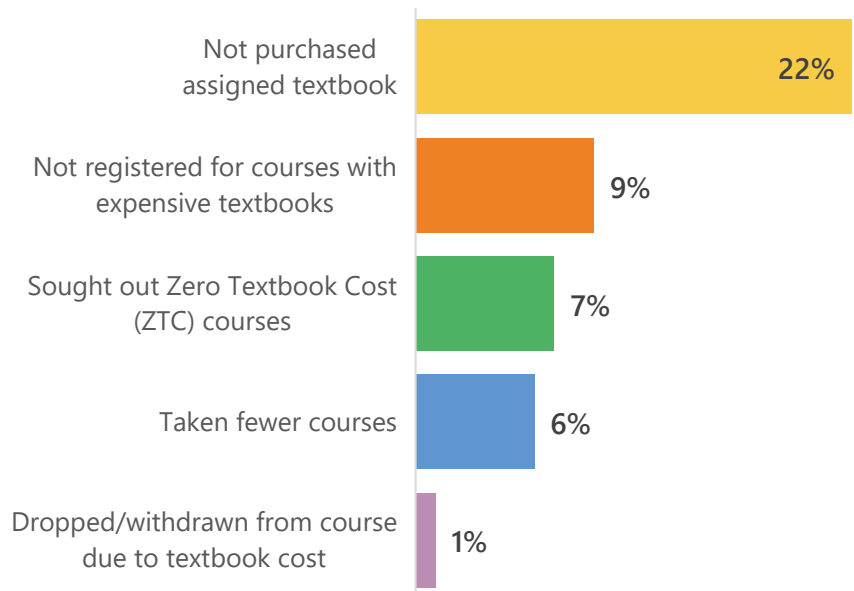
## Funding Sources for Education & Living Expenses



## How Students Deal with Textbook Costs

37% of students in the Wilson School of Design have tried to avoid textbook costs in some way, sometimes changing their educational plan to do so.

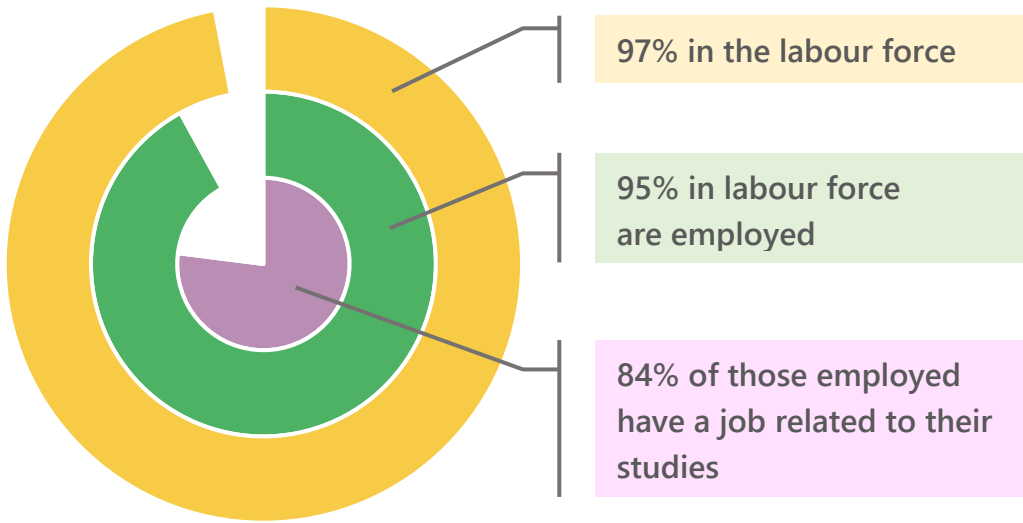
For example, 22% of Design students report not purchasing an assigned textbook at some point in their studies.



# How KPU Design Graduates Do

From the 2017-2019 BC Student Outcomes Surveys (conducted within two years of graduation)

## Labour Force Participation

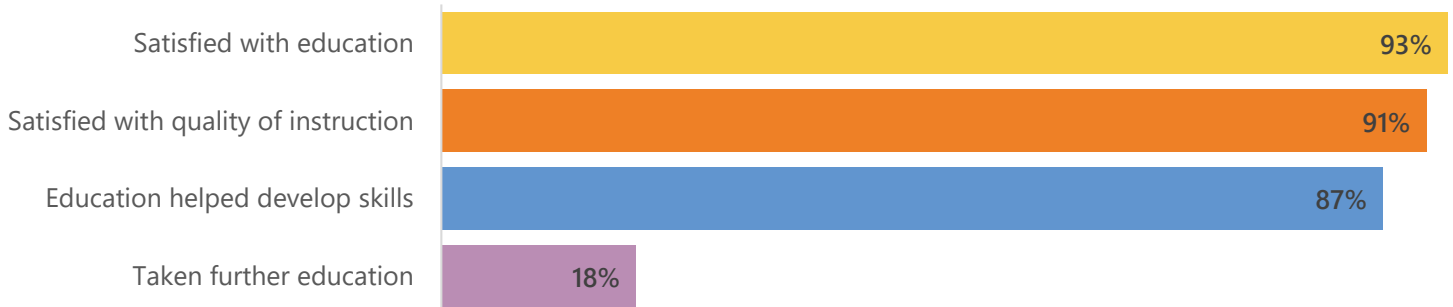


'Labour Force' includes everyone working or looking for work, but excludes full-time students.

'Employed' includes everyone in the labour force who is working or who has a job lined up.



## KPU Design Graduate Outcomes



## KPU Design Graduate Skill Development

Percent of KPU Design Graduates who agreed their education helped them develop the following skills

