

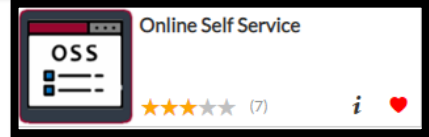
HOW TO VIEW YOUR EPT TEST SCORE

After you have completed your **English Placement Test** wait 5-8 business days for your score to be processed and then check your **'STUDENT PROFILE'** to view your test result.

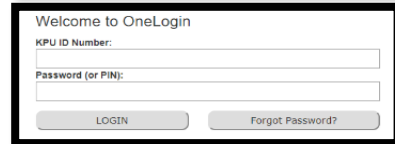
1. Go to:




2. Click: **'Online Self Service' or 'OSS'** (If it does not appear on the homepage, type in OSS on the Search line at the top of the page)



3. Enter your **KPU Student Number** and **Password**.
Click: **Login**



4. Click: **Student Menu**



5. Click: **Student Profile – New**

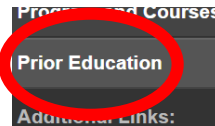
Admissions

Review your active application, accept your Offer of Admission by paying your deposit and register for New Student Orientation.

Student Profile - New

View your academic and personal information including contact, biographical, academic program, prior education, registration, h Application are also available.

6. Click: **Prior Education** (on the left of the page)



7. Your **Test Score(s)** will be listed below the header 'Testing'

TESTING			Records 2
Description	Score/Course	Date	
App Communications Placement T	140	07/05/2019	
English Placement Test	100	07/05/2019	

***Note: Highlighted in yellow are *examples* of scores. Register in the courses listed in your profile under Score/Course.**

<u>Score on your Student Profile</u>	<u>Course Placement</u>
000	Further Testing Required: Contact advisor
089	ENGQ 1089/ENGQ 0084/ENGQ 0085
099 110	ENGQ 1099/ENGQ 1092/ENGQ 1091
100 140	ENGL 1100/CRWR 1100

To discuss your test results and course planning, please book an appointment with the **Academic Advisor, Upgrading** at <http://www.kpu.ca/advising/advisor-connect> or contact the **Future Students' Office** at 604-599-3030. If you have been placed into ENGL 1100 you may also book with Central Advising.

KPU ASSESSMENT AND TESTING SERVICES