

MPT - ALEKS PPL Info for Students

**KPU ADMISSIONS TEST
MATH PLACEMENT TEST (MPT)**



Taking the MPT @ KPU

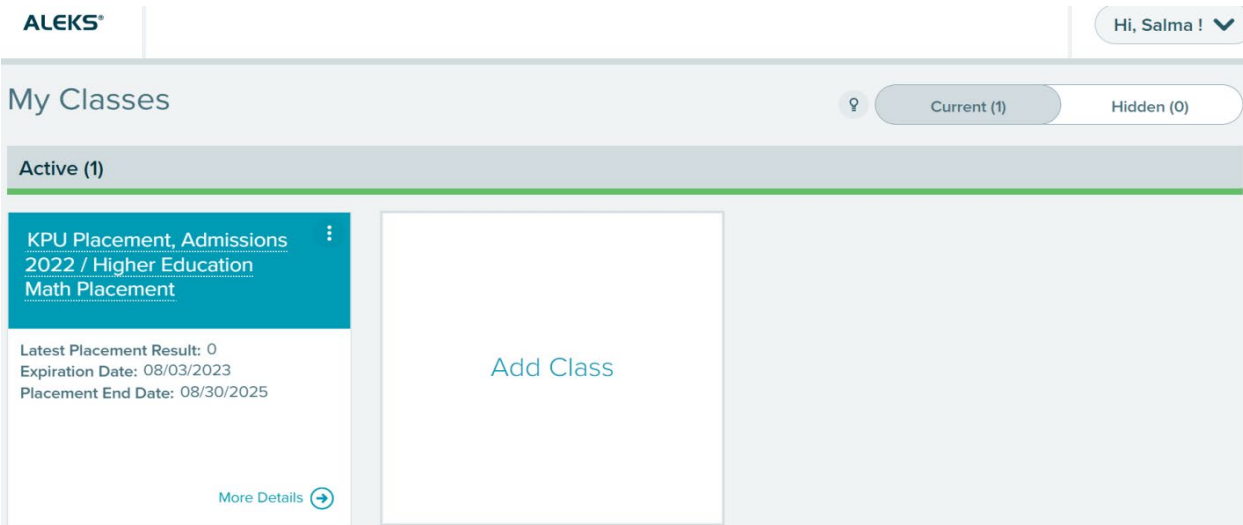
- Student Registers for the MPT (at least 2 weeks before you need to take the test). This is practice time.
 - <https://www.kpu.ca/testing/math/mpt>
 - Surrey, Langley, Richmond, Civic
 - Remote (Virtual) for students living 100k+ from campus
 - Student gets an email confirmation/receipt with instructions.



This is only sent to your **KPU** student email.
Read instructions carefully!

Student Activates ALEKS PPL Account

- Information is sent to KPU Student email with the ALEKS PPL link.
- Login with KPU credentials (SSO)
- Welcome Screen - click on KPU Placement



The screenshot shows the ALEKS user interface. At the top left is the ALEKS logo. At the top right, a user profile dropdown shows 'Hi, Salma !'. Below this is a 'My Classes' header with a search icon and filters for 'Current (1)' and 'Hidden (0)'. Underneath, a section titled 'Active (1)' contains a class card. A blue arrow points to the class card, which has a teal header with the text 'KPU Placement, Admissions 2022 / Higher Education Math Placement'. Below the header, it displays 'Latest Placement Result: 0', 'Expiration Date: 08/03/2023', and 'Placement End Date: 08/30/2025'. A 'More Details' link with a right-pointing arrow is at the bottom of the card. To the right of the card is a large white box with the text 'Add Class'.

Do Initial assessment to see where your skill set is currently.

Start working on the modules to improve your skills.

- You need to do 3 hours work in the module before you can take placement assessment #2.
- When you're ready, take placement assessment #2.
- This is an un-proctored assessment that just informs you where you would score on the real MPT.
- How did you do?

Even if you score high enough, keep working on the modules to improve your skills.

- You need to work in Module for 5 hours before you can take the 3rd placement assessment.
- When you're ready, take placement assessment #3.
- This is an un-proctored assessment that just informs you where you would score on the real MPT.
- How did you do?

This is all done at home and tests are Un-proctored Placement Assessments to get you ready for the MPT.

The more work you do in the modules, the better you will score on the MPT at KPU.

Taking the MPT at KPU

The 4th and final Aleks placement assessment is the MPT.

This is a Proctored test, taken at one of the KPU test centres.

This score will be recorded on your student record for Admissions and placement decisions.

Your score may be high enough to get into the course you want, but if not, you will be placed in a Math course that will better help you succeed. Talk to an Advisor about this placement.

Before you go to campus to take this final MPT, you need to activate your Moodle account. Follow the instructions on your booking receipt/email.

Student Moodle Account

- Student activates Moodle account: at least 48-72 hours before scheduled MPT

<https://community.moodle.kpu.ca>


- Student logs in: Username (KPU Student Number) & Password
- Once logged in, Moodle Account is activated - that's all you need to do!
- ATS Support desk can assist with this if you have trouble; testing@kpu.ca

MPT @KPU

- 30 Questions (varies by student progress in modules)
- No multiple choice, must type-in answer and use tools functions (on-screen calculator enabled for complex questions). **You practiced this at home, so you are prepared.**
- Student logs in: KPU Student Number & Password
- **[Campus] Admissions Testing Site**
- **‘Math Placement Test’ - ALEKS PPL**
- One of our Testing Administrators will guide you through the log in steps.

Welcome to the Surrey Campus Admissions Testing Site

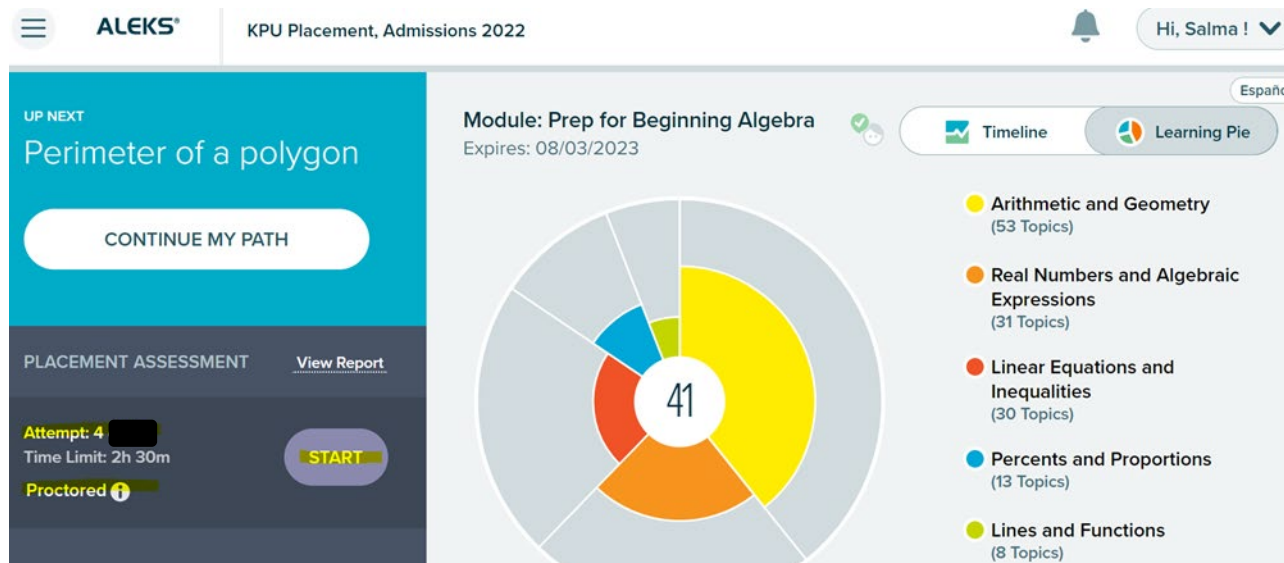
Do NOT access the test until instructed by the Testing Administrator.

 Welcome to the Surrey Campus Admissions Testing Site

MPT – ALEKS PPL MATH – [test date & time] – [student name]

Hidden from students


 Math Placement Test (ALEKS PPL)



ALEKS | KPU Placement, Admissions 2022 | Hi, Salma!

UP NEXT
Perimeter of a polygon
CONTINUE MY PATH

PLACEMENT ASSESSMENT [View Report](#)

Attempt: 4
Time Limit: 2h 30m
Proctored 

START

Module: Prep for Beginning Algebra
Expires: 08/03/2023

Timeline | Learning Pie

41

- Arithmetic and Geometry (53 Topics)
- Real Numbers and Algebraic Expressions (31 Topics)
- Linear Equations and Inequalities (30 Topics)
- Percents and Proportions (13 Topics)
- Lines and Functions (8 Topics)

Remote Test Procedures

- Log into Moodle account
- Join Testing Virtual room on Big Blue Button (BBB)
 - Join session
 - Test your Microphone
 - Make sure your Webcam is on
 - Share Screen (after TA goes through test procedures and permits Presenter access)
- We guide student to the ‘Math Placement Test (ALEKS PPL)’ on the Moodle course
 - *KPU Placement, Admissions 2022* (on ALEKS account)
 - Start (we will give you a unique password for this test)

Results available in ALEKS

- Score & Course Placement are available in your ALEKS Account to view
- ATS enters score into Banner
- Student can view on their KPU Profile as well

- **Please note: KPU students only have access to:**
- **1 Initial placement assessment**
- **2 practice placement assessments**
- **and 1 final MPT.**



Good Luck!